


IMPORTANT

ORGANIC PATTERN INSTALLATION LAYOUT

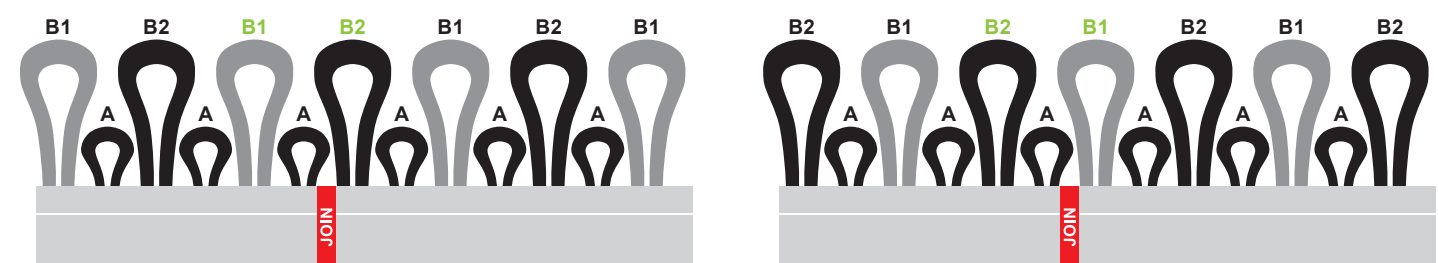


This product has been manufactured to purposely provide a natural, organic style and look. The construction is a textured loop with every alternating thread – high (Thread B1/B2) and low (Thread A). Every-second-high thread has a slightly different colouration effect compared to the previous adjacent high thread.

Please take care when planning joins to ensure that this characteristic is carefully considered with both seam and cross joins. When planning seam joins ensure that the correct sequence is followed otherwise lines may appear in larger areas which may be deemed as a fault by the customer.

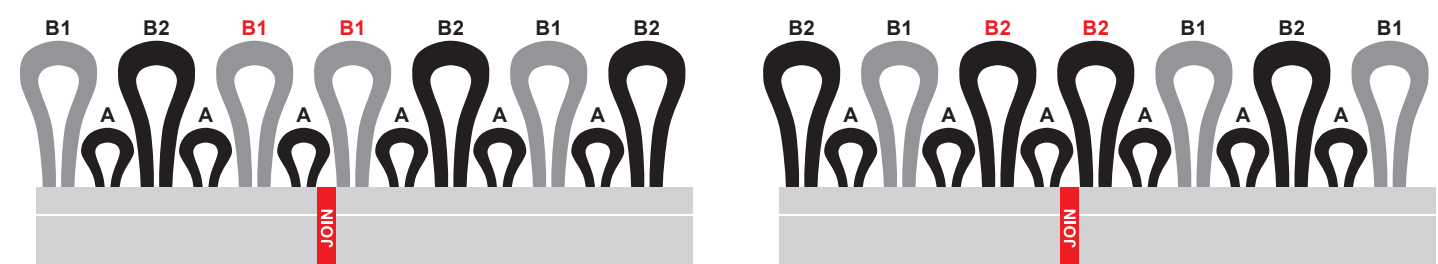


SUGGESTED JOIN LAYOUTS



The B1 and B2 threads should always be joined adjacent to one another. This will ensure a continuation in the natural organic appearance in the broadloom installation of the carpet.

JOIN LAYOUTS TO AVOID



The B1 or B2 threads should never be joined with itself (i.e. B1-B1 or B2-B2). This will interrupt the natural organic appearance as lines appear in the broadloom installation and may be deemed as a fault.