

CUSTOMER REFERENCE

SOLUTION DYED NYLON LOOP 32oz/yd²

Sample description as provided by customer
Mass/unit area **32 oz/yd²**
Construction Details **Tufted** Secondary Backing **Synthetic**
Style **Multi Level Loop**

Order No. **KG**
Pile Fibre Content **100% SOLUTION DYED NYLON**
Colour **Brown Shades**
Pile Height / mm

TEST METHOD AS/ISO 9239.1 2003 Reaction To Fire Tests For Floorings Part 1 Determination of the Burning Behaviour Using a Radiant Heat Source. As required by specification C1.10 of the Building Code of Australia.

The test values relate to the behaviour of the test specimens of a product under the particular conditions of the test, they are not intended to be the sole criterion for assessing the potential fire hazard of the product. Clause 9 of AS/ISO 9239 Part 1.

Conditioning as specified in BS EN 13238.2001
Sample submitted Date **Feb 2015** Test Date **28 Feb 2015**

ASSEMBLY SYSTEM: DIRECT STICK (Details Below).

The floor covering was directly stuck to the substrate using **ROBERTS 95** adhesive.

Substrate: Non-Combustible
Substrate – 6mm Fibre Reinforced Cement Board to simulate a Non-Combustible Flooring.
The Holding Torque on Specimen Frame was 2Nm.

Initial Test Specimen 1 Length Direction Critical Radiant Flux **4.7 kW/m²**
Specimen 1 Width Direction Critical Radiant Flux **4.1 kW/m²**
Full tests carried out in the **Width** Direction


SPECIMEN	Width #1	Width #2	Width #3	Mean
Critical Radiant Flux (kW/m ²)	4.1	3.9	4.1	4.0
Smoke Development Rate (%.min)	252	204	177	211

The values quoted below are as required by Specification C1.10 Fire Hazard Properties (Floors) of the Building Code of Australia. The Critical Radiant Flux quoted is the value at Flame-Out/Extinguishment (BCA General Provisions A1.1).


MEAN CRITICAL RADIANT FLUX 4.0 kW/m²

MEAN SMOKE DEVELOPMENT RATE 211 percent-minutes

OBSERVATIONS: **The samples shrunk away from the heat source, ignited and burnt a relatively short distance.**



M. B. Webb
Technical Manager
DATE: 28 Feb 2015
Performance & Approvals
Testing No. 15393
Accredited for compliance with ISO/IEC 17025.




PAGE 1 of 2
Clause 9 of AS/ISO 9239 Part 1
The values on Page 2 have no relevance to the Code.
1004 04 09


TIME FOR EACH SPECIMEN TO REACH EACH MARKER IN SECONDS

Specimen	50	60	110	160	210	260	310	360	410	460	510	560	610	660	710	760	810	860
1	315	317	438	530	746	891	1059	1208	1735	/								
2	268	270	443	630	694	781	988	1130	1422	1768	/							
3	264	265	329	386	590	1096	1124	1273	1382	/								

TESTS	BURNING CHARACTERISTICS		SMOKE PRODUCTION		
	Specimen	Burn Length (mm) at Flame Out/ Extinguishment	Time To Burn Out (s)	Maximum Light Attenuation (%)	Smoke Development Rate (%.min)
Initial Test: Length		420	1,921	24	180
Specimen Tests: Width					
1		450	2,252	28	252
2		460	1,769	25	204
3		450	2,218	18	177
Mean		453	2,080	24	211



ACCREDITED FOR
**TECHNICAL
COMPETENCE**



M. B. Webb
Technical Manager

DATE: 28 Feb 2015

Performance and Approvals
Testing No. 15393
**Accredited for compliance
with ISO/IEC 17025.**

The laboratory does not allow the use of this page of the report without the use of page 1.

This page alone has no validity under Clause 9 of AS/ISO 9239 Part 1

2004 04 09 22342 28 January 2015