

m/s EC. GROUP
4-9 Delaine Ave Edwardstown S A 5069
Attn: Mr Ken Grace

TEST REPORT No. 169952DV
LABORATORY REF: P169952DV

CUSTOMER REFERENCE
DERWENT VALLEY

Sample description as provided by customer
Mass/unit area **30 oz/yd²**
Construction Details **Tufted** Secondary Backing **Synthetic**
Style **High and Low Loop**

Order No. **KG**
Pile Fibre Content **100% SOLUTION DYED NYLON**
Colour **Charcoal / Grey**
Pile Height / mm

TEST METHOD AS/ISO 9239.1 2003 Reaction To Fire Tests For Floorings Part 1 Determination of the Burning Behaviour Using a Radiant Heat Source. As required by specification C1.10 of the Building Code of Australia.

The test values relate to the behaviour of the test specimens of a product under the particular conditions of the test, they are not intended to be the sole criterion for assessing the potential fire hazard of the product. Clause 9 of AS/ISO 9239 Part 1.

Conditioning as specified in BS EN 13238.2001

Sample submitted Date **May 2016**

Test Date **18 Jun 2016**

ASSEMBLY SYSTEM: DIRECT STICK (Details Below).

The floor covering was directly stuck to the substrate using **ROBERTS 95** adhesive.

Substrate: **Non-Combustible**

Substrate - **6mm Fibre Reinforced Cement Board to simulate a Non-Combustible Flooring.**
The Holding Torque on Specimen Frame was 2Nm.

Initial Test Specimen 1 Length Direction Critical Radiant Flux **7.3 kW/m²**
Specimen 1 Width Direction Critical Radiant Flux **6.4kW/m²**
Full tests carried out in the **Width** Direction



SPECIMEN	Width #1	Width #2	Width #3	Mean
Critical Radiant Flux (kW/m ²)	6.4	6.4	6.6	6.5
Smoke Development Rate (%.min)	49	29	44	41

The values quoted below are as required by Specification C1.10 Fire Hazard Properties (Floors) of the Building Code of Australia. The Critical Radiant Flux quoted is the value at Flame-Out/Extinguishment (BCA General Provisions A1.1).

MEAN CRITICAL RADIANT FLUX **6.5 kW/m²**

MEAN SMOKE DEVELOPMENT RATE **41 percent-minutes**

OBSERVATIONS: **The samples shrunk away from the heat source, ignited and burnt a relatively short distance.**

 ACCREDITED FOR TECHNICAL COMPETENCE	M. B. Webb Technical Manager	
	DATE: 18 Jun 2016	
	Performance & Approvals Testing No. 15393	
	Accredited for compliance with ISO/IEC 17025.	

PAGE 1 of 2

Clause 9 of AS/ISO 9239 Part 1


The values on Page 2 have no relevance to the Code.

1004 04 09

TIME FOR EACH SPECIMEN TO REACH EACH MARKER IN SECONDS

Specimen	50	60	110	160	210	260	310	360	410	460	510	560	610	660	710	760	810	860
1	296	298	590	793	942	1254	1590											
2	359	361	484	865	1052	1532	1746	/										
3	297	299	557	980	1302	1588	1912	/										

TESTS	BURNING CHARACTERISTICS		SMOKE PRODUCTION		
	Specimen	Burn Length (mm) at Flame Out/ Extinguishment	Time To Burn Out (s)	Maximum Light Attenuation (%)	Smoke Development Rate (%.min)
Initial Test: Length		286	1,658	12	51
Specimen Tests: Width					
1		330	1,793	13	49
2		330	1,998	12	29
3		320	2,027	19	44
Mean		327	1,939	15	41



ACCREDITED FOR
**TECHNICAL
COMPETENCE**



M. B. Webb
Technical Manager

DATE: 18 Jun 2016

Performance and Approvals
Testing No. 15393
Accredited for compliance
with ISO/IEC 17025.

The laboratory does not allow the use of this page of the report without the use of page 1.
This page alone has no validity under Clause 9 of AS/ISO 9239 Part 1
2004 04 09 14518 12 November 2017