

m/s EC. GROUP

4-9 Delaine Ave Edwardstown S A 5069  
Attn: Mr Ken Grace

TEST REPORT No. 161488DV

LABORATORY REF: P161488DV

CUSTOMER REFERENCE  
**DERWENT VALLEY**

Sample description as provided by customer

Pile weight mass/unit area **30 oz/yd<sup>2</sup>**

Construction Details **Tufted** Secondary Backing **Synthetic**

Style **Loop Pile**

Order No. **KG**

Pile Fibre Content **100% SOLUTION DYED NYLON**

Colour **Brown**

Pile Height mm

**TEST METHOD AS/ISO 9239.1 2003 Reaction To Fire Tests For Floorings Part 1 Determination of the Burning Behaviour Using a Radiant Heat Source. As required by specification C1.10 of the Building Code of Australia.**

The test values relate to the behaviour of the test specimens of a product under the particular conditions of the test, they are not intended to be the sole criterion for assessing the potential fire hazard of the product. Clause 9 of AS/ISO 9239 Part 1.

Conditioning as specified in BS EN 13238.2001

Sample submitted Date **Aug 2016**

Test Date **07 Aug 2016**

## ASSEMBLY SYSTEM: OVER UNDERLAY DUNLOP EXCELLAY.

The UNDERLAY used was **DUNLOP EXCELLAY**.

Substrate: **Non-Combustible**

Substrate - **6mm Fibre Reinforced Cement Board to simulate a Non-Combustible Flooring.**

The Holding Torque on Specimen Frame was 2Nm.

Initial Test Specimen 1 Length Direction Critical Radiant Flux **2.7 kW/m<sup>2</sup>**  
Specimen 1 Width Direction Critical Radiant Flux **1.9 kW/m<sup>2</sup>**  
Full tests carried out in the **Width** Direction


SPECIMEN	Width #1	Width #2	Width #3	Mean
Critical Radiant Flux (kW/m <sup>2</sup> )	<b>1.9</b>	<b>2.2</b>	<b>2.8</b>	<b>2.3</b>
Smoke Development Rate (%.min)	<b>293</b>	<b>351</b>	<b>291</b>	<b>312</b>

The values quoted below are as required by Specification C1.10 Fire Hazard Properties (Floors) of the Building Code of Australia. The Critical Radiant Flux quoted is the value at Flame-Out/Extinguishment (BCA General Provisions A1.1).

**MEAN CRITICAL RADIANT FLUX 2.3 kW/m<sup>2</sup>**

**MEAN SMOKE DEVELOPMENT RATE 312 percent-minutes**


OBSERVATIONS: **The samples shrunk away from the heat source, ignited and burnt.**



**M. B. Webb**  
Technical Manager

DATE: 07 Aug 2016

Performance & Approvals  
Testing No. 15393  
Accredited for compliance with ISO/IEC 17025.



PAGE 1 of 2

Clause 9 of AS/ISO 9239 Part 1


The values on Page 2 have no relevance to the Code.

1004 04 09

**TIME FOR EACH SPECIMEN TO REACH EACH MARKER IN SECONDS**

Specimen	50	60	110	160	210	260	310	360	410	460	510	560	610	660	710	760	810	860
1	194	196	250	268	298	321	379	437	513	667	779	1381	1900	2406	/			
2	182	183	186	209	241	302	338	309	408	568	709	1239	2052	/				
3	199	201	249	301	389	445	529	701	882	1184	1452							

TESTS	BURNING CHARACTERISTICS		SMOKE PRODUCTION		
	Specimen	Burn Length (mm) at Flame Out/ Extinguishment	Time To Burn Out (s)	Maximum Light Attenuation (%)	Smoke Development Rate (%.min)
Initial Test: <b>Length</b>		570	2,529	62	283
Specimen Tests: <b>Width</b>					
1		660	2,768	64	293
2		620	2,483	62	351
3		556	1,962	64	291
<b>Mean</b>		578	2,404	63	312



**NATA**  
ACCREDITED FOR  
**TECHNICAL  
COMPETENCE**



**M. B. Webb**  
Technical Manager

DATE: 07 Aug 2016

Performance and Approvals  
Testing No. 15393  
Accredited for compliance  
with ISO/IEC 17025.

The laboratory does not allow the use of this page of the report without the use of page 1.  
This page alone has no validity under Clause 9 of AS/ISO 9239 Part 1  
2004 04 09 16915 12 November 2017