

CUSTOMER REFERENCE
DERWENT VALLEY

Sample description as provided by customer

Pile weight mass/unit area **30 oz/yd²**

Construction Details **Tufted** Secondary Backing **Synthetic**

Style **Loop Pile**

Order No. **KG**

Pile Fibre Content **100% SOLUTION DYED NYLON**

Colour **Brown**

Pile Height mm

TEST METHOD AS/ISO 9239.1 2003 Reaction To Fire Tests For Floorings Part 1 Determination of the Burning Behaviour Using a Radiant Heat Source. As required by specification C1.10 of the Building Code of Australia.

The test values relate to the behaviour of the test specimens of a product under the particular conditions of the test, they are not intended to be the sole criterion for assessing the potential fire hazard of the product. Clause 9 of AS/ISO 9239 Part 1.

Conditioning as specified in BS EN 13238.2001

Sample submitted Date **Aug 2016**

Test Date **05 Aug 2016**

ASSEMBLY SYSTEM: OVER UNDERLAY DUNLOP GOVERNMENT RED.

The UNDERLAY used was **DUNLOP GOVERNMENT RED.**

Substrate: **Non-Combustible**

Substrate - **6mm Fibre Reinforced Cement Board to simulate a Non-Combustible Flooring.**

The Holding Torque on Specimen Frame was 2Nm.

Initial Test Specimen 1 Length Direction Critical Radiant Flux **2.2 kW/m²**
Specimen 1 Width Direction Critical Radiant Flux **1.9 kW/m²**
Full tests carried out in the **Width** Direction


SPECIMEN	Width #1	Width #2	Width #3	Mean
Critical Radiant Flux (kW/m ²)	1.9	2.3	2.3	2.2
Smoke Development Rate (%.min)	193	178	205	192

The values quoted below are as required by Specification C1.10 Fire Hazard Properties (Floors) of the Building Code of Australia. The Critical Radiant Flux quoted is the value at Flame-Out/Extinguishment (BCA General Provisions A1.1).

MEAN CRITICAL RADIANT FLUX 2.2 kW/m²

MEAN SMOKE DEVELOPMENT RATE 192 percent-minutes


OBSERVATIONS: **The samples shrunk away from the heat source, ignited and burnt.**



M. B. Webb
Technical Manager

DATE: 05 Aug 2016

Performance & Approvals
Testing No. 15393
Accredited for compliance with ISO/IEC 17025.



PAGE 1 of 2

Clause 9 of AS/ISO 9239 Part 1


The values on Page 2 have no relevance to the Code.

1004 04 09


TIME FOR EACH SPECIMEN TO REACH EACH MARKER IN SECONDS

Specimen	50	60	110	160	210	260	310	360	410	460	510	560	610	660	710	760	810	860
1	143	144	205	244	288	358	426	570	973	1405	1641	2181	2652	3328	/			
2	156	157	197	227	254	273	383	541	692	899	1182	1734	2663	/				
3	185	187	209	228	269	297	429	583	889	1398	1792	2069	2405					

TESTS	BURNING CHARACTERISTICS		SMOKE PRODUCTION		
	Specimen	Burn Length (mm) at Flame Out/ Extinguishment	Time To Burn Out (s)	Maximum Light Attenuation (%)	Smoke Development Rate (%.min)
Initial Test: Length		620	3,286	35	168
Specimen Tests: Width					
1		670	3,572	36	193
2		610	2,684	42	178
3		610	2,508	48	205
Mean		630	2,921	42	192



ACCREDITED FOR
**TECHNICAL
COMPETENCE**



M. B. Webb
Technical Manager

DATE: 05 Aug 2016

Performance and Approvals
Testing No. 15393
Accredited for compliance
with ISO/IEC 17025.

The laboratory does not allow the use of this page of the report without the use of page 1.
This page alone has no validity under Clause 9 of AS/ISO 9239 Part 1
2004 04 09 23916 12 November 2017