

CUSTOMER REFERENCE  
**AVENUE 25 oz SDN**

Sample description as provided by customer  
Mass/unit area **25 oz/yd<sup>2</sup>**  
Construction Details **Tufted** Secondary Backing **Synthetic**  
Style **Loop Pile**

Order No. **KG**  
Pile Fibre Content **100% SOLUTION DYED NYLON**  
Colour **Fawn Shades**  
Pile Height / mm

**TEST METHOD AS/ISO 9239.1 2003 Reaction To Fire Tests For Floorings Part 1 Determination of the Burning Behaviour Using a Radiant Heat Source. As required by specification C1.10 of the Building Code of Australia.**

The test values relate to the behaviour of the test specimens of a product under the particular conditions of the test, they are not intended to be the sole criterion for assessing the potential fire hazard of the product. Clause 9 of AS/ISO 9239 Part 1.

Conditioning as specified in BS EN 13238.2001

Sample submitted Date **Sep 2015**

Test Date **30 Sep 2015**

## ASSEMBLY SYSTEM: OVER UNDERLAY AIRSTEP STEPEZY.

The UNDERLAY used was **AIRSTEP STEPEZY**.

Substrate: **Non-Combustible**

Substrate - **6mm Fibre Reinforced Cement Board to simulate a Non-Combustible Flooring.**

The Holding Torque on Specimen Frame was 2Nm.

Initial Test Specimen 1 Length Direction Critical Radiant Flux **2.4 kW/m<sup>2</sup>**  
Specimen 1 Width Direction Critical Radiant Flux **2.2 kW/m<sup>2</sup>**  
Full tests carried out in the **Width** Direction


SPECIMEN	Width #1	Width #2	Width #3	Mean
Critical Radiant Flux (kW/m <sup>2</sup> )	<b>2.2</b>	<b>2.4</b>	<b>2.2</b>	<b>2.3</b>
Smoke Development Rate (%.min)	<b>167</b>	<b>172</b>	<b>183</b>	<b>174</b>

The values quoted below are as required by Specification C1.10 Fire Hazard Properties (Floors) of the Building Code of Australia. The Critical Radiant Flux quoted is the value at Flame-Out/Extinguishment (BCA General Provisions A1.1).

**MEAN CRITICAL RADIANT FLUX 2.3 kW/m<sup>2</sup>**

**MEAN SMOKE DEVELOPMENT RATE 174 percent-minutes**


OBSERVATIONS: **The samples shrunk away from the heat source, ignited and burnt.**



**M. B. Webb**  
Technical Manager

DATE: 30 Sep 2015

Performance & Approvals  
Testing No. 15393  
Accredited for compliance with ISO/IEC 17025.



PAGE 1 of 2

Clause 9 of AS/ISO 9239 Part 1


The values on Page 2 have no relevance to the Code.

1004 04 09


**TIME FOR EACH SPECIMEN TO REACH EACH MARKER IN SECONDS**

Specimen	50	60	110	160	210	260	310	360	410	460	510	560	610	660	710	760	810	860
1	250	251	283	309	341	503	589	633	772	1095	1600	2297	3170	/				
2	198	200	239	261	297	346	410	604	949	1235	1872	2324	/					
3	245	246	291	329	366	499	597	703	1026	1483	2241	2963	3518					

TESTS	BURNING CHARACTERISTICS		SMOKE PRODUCTION		
	Specimen	Burn Length (mm) at Flame Out/ Extinguishment	Time To Burn Out (s)	Maximum Light Attenuation (%)	Smoke Development Rate (%.min)
Initial Test: <b>Length</b>		590	3,106	47	171
Specimen Tests: <b>Width</b>					
1		620	3,598	50	167
2		590	2,958	48	172
3		620	3,620	47	183
<b>Mean</b>		610	3,392	48	174



ACCREDITED FOR  
**TECHNICAL  
COMPETENCE**



**M. B. Webb**  
Technical Manager

DATE: 30 Sep 2015

Performance and Approvals  
Testing No. 15393  
Accredited for compliance  
with ISO/IEC 17025.

The laboratory does not allow the use of this page of the report without the use of page 1.  
This page alone has no validity under Clause 9 of AS/ISO 9239 Part 1  
2004 04 09 21028 30 September 2015